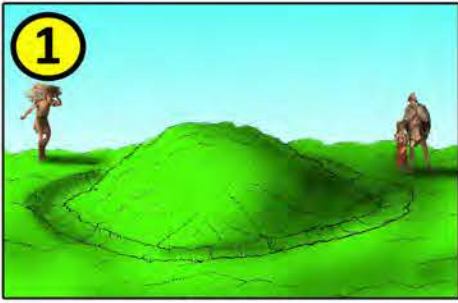


LLWYBRAU PENTIR FOOTPATHS



1 SIAMBR CLADDU (OES EFYDD)
BRONZE AGE BURIAL MOUND



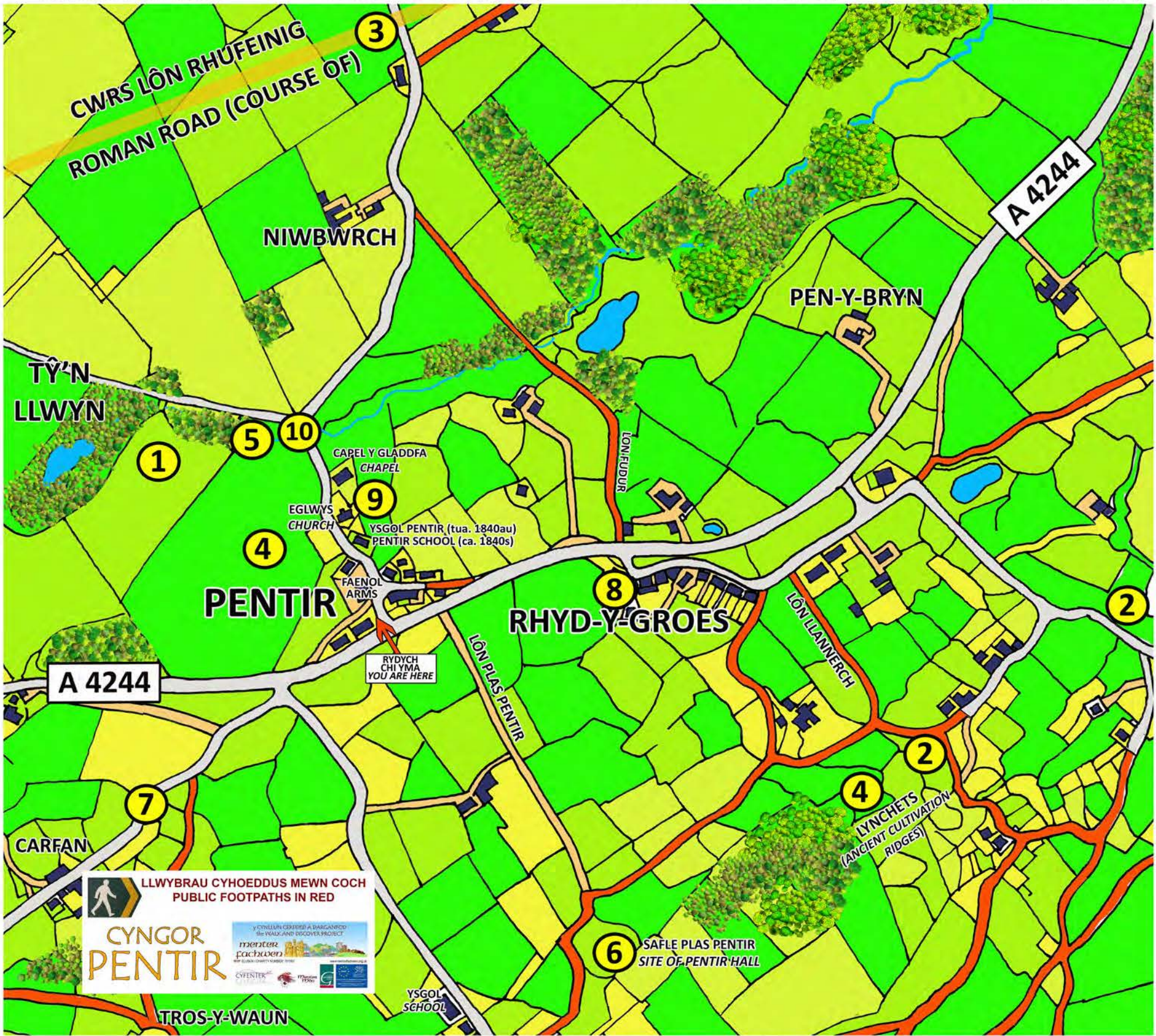
2 SAFLEOEDD PENTREFI CELTAIDD
IRON AGE SETTLEMENTS (SITES OF)



3 LÔN RHUFEINIG (AIL-GREAD)
ROMAN ROAD (RECONSTRUCTION)




4 SAFLE PENTREFI OESOEDD CANOL
MEDIEVAL SETTLEMENTS (SITE OF)



5 MELIN PENTIR (AIL GREAD)
PENTIR MILL (RECONSTRUCTION)



6 AIL-GREAD O PLAS PENTIR (tua 1650-1840)
PENTIR HALL RECONSTRUCTION (ca.1650-1840)



7 FFRDD PORTHMYN // DROVERS ROAD



8 CAPEL RHYD Y GROES / RHYD Y GROES CHAPEL (1868)



9 EGLWYS (1847 AR SAFLE EGLWYS 13ed GANRIF)
CHURCH (1847 ON SITE OF 13th CENTURY CHURCH)



10 PONT Y FELIN (tua.1750)
MILL BRIDGE (ca.1750)